



Revit Structural Suite 2008 Subscription Metric Library – 09-01-2008 Reference Guide

Folder Structure - Metric Library as unpacked from MetricContent.zip
(comments and remarks on Typo's etc. in Red)

Web Site <http://www.cadalot.co.uk>
Blog <http://cadalot-revitlearningcurve.blogspot.com/>













Unpacks into a folder named 20080109

20080109\ Metric

- [-] Library
 - [-] Annotations
 - [-] Structural
 - UK Specific**
 - Concrete Beam Note.rfa
 - Ground Beam Ref Type Note.rfa
 - Pad Concrete Note.rfa
 - Pad Ref Type Note.rfa
 - Pile Cap Ref Type Note
 - Pile Ref Type Note.rfa
- [-] Detail Components
 - [-] Structural
 - [-] Cold Rolled Steel
 - UK Specific**
 - C-Section.rfa
 - Eaves Beam-Section.rfa
 - Zed-Section.rfa

Whose products are these based upon?
 - [-] Connections
 - M_Column Base Plate-2 Hole-Top.rfa
 - M_Column Base Plate-4 Hole-Cross-Top.rfa
 - M_Gusset Plate-1 Bevel-Elevation.rfa
 - M_Gusset Plate-2 Bevel-Elevation.rfa
 - M_Gusset Plate-Odd 1-Elevation.rfa
 - M_Gusset Plate-Odd 2-Elevation.rfa
 - M_Gusset Plate-Rectangular-Elevation.rfa
 - M_Gusset Plate-Trapezoid-Elevationrfa
 - M_Angle-Bolted Connection 2-Elevation rfa
 - M_Angle-Bolted Connection 3-Elevation rfa
 - M_Angle-Bolted Connection 4-Elevation rfa

 **UK Specific**

-  [Beam Into Beam Connection-Perpendicular.rfa](#)
-  [Connectors-Double Shear Joist Hanger-HUSC4.rfa](#)
-  [Connectors-Double Shear Joist Hanger-HUSC6.rfa](#)
-  [Connectors-Double Shear Joist Hanger-HUSC10.rfa](#)
-  [Connectors-Double Shear Joist Hanger-LUS26.rfa](#)
-  [Connectors-Framing Angle-A34.rfa](#)
-  [Connectors-I-Joist Hanger-IUS.rfa](#)
-  [Connectors-Seismic and Hurrican Tie-H1.rfa](#)
-  [Connectors-Standoff Post Base-PBS-OpenSide.rfa](#)
-  [Connectors-Standoff Post Base-PBS-Side.rfa](#)
-  [Connectors-Tension Ties-LTT19.rfa](#)
-  [Connectors-Top Flange Hanger-ITT.rfa](#)







Whose products are these based upon?


I recognise some Simpson Strong-Tie product codes



 **Details**

 **UK Specific**




 **Rafters**


-  [Rafter Detail-Apex Connection.rfa](#)
-  [Rafter Detail-.Column to Beam Connection.rfa](#)
-  [Rafter Detail-Column to Rafter Connection.rfa](#)
-  [Rafter Detail-Eaves Connection.rfa](#)
-  [Rafter Detail-Rafter Gully Connection.rfa](#)
-  [Rafter Detail-Rafter Top Connection.rfa](#)








 **Retaining Walls**

-  [Reinforced Concrete Retaining Wall with Shear Key.rfa](#)
-  [Reinforced Masonry Retaining Wall with Shear Key.rfa](#)

 **Slab Details**

-  [Slab Detail-Contraction Joint To Rail Track.rfa](#)
-  [Slab Detail-Contraction Joint.rfa](#)
-  [Slab Detail-Isolation Joint.rfa](#)


 **Splice Details**

-  [Splice Detail-Equal Beam.rfa](#)
-  [Splice Detail-Equal Column Flange.rfa](#)
-  [Splice Detail-Equal Column Plan.rfa](#)
-  [Splice Detail-Equal Column Web.rfa](#)
-  [Splice Detail-Unequal Column Flange.rfa](#)
-  [Splice Detail-Unequal Column Plan.rfa](#)
-  [Splice Detail-Unequal Column Web.rfa](#)

 **Profiles**

 **Structural**













































 **Metal Deck**

 **Australia Specific**







































 **Norway Specific**

 **Specialty Equipment**

 **Ladders**

-  *M_Alternating Tread Device.rfa*
- [-]  Structural
 - [-]  Columns
 - [-]  Concrete
 -  Finland Specific
 -  Norway Specific
 -  Sweden Specific
 - [-]  Light Gauge Steel
 -  UK Specific**
 -  *M_Light Gauge-Furring Hat Channels-Column.rfa*
 -  *M_Light Gauge-Studs-Column.rfa*
 -  *M_Light Gauge-Studs-Column.rfa*
 - [-]  Steel
 -  Finland Specific
 -  Korea Specific
 -  UK Specific**
 -  *Props-Column.rfa*
 - [-]  Wood
 -  Finland Specific
- [-]  Connections
 -  UK Specific**
 -  *Bend Strap.rfa*
 -  *Hanger with Flange.rfa*
 -  *Hanger with Rectangular Flange.rfa*
 -  *Holddown.rfa*
 -  *Post Base.rfa*
 -  *Strap.rfa*
 -  *Vertical Strap.rfa*
- [-]  Foundations
 -  UK Specific**
 -  *Blockwork Reataining Wall.rfa* < *Should be Retaining*
 -  *Concrete Retaining Wall.rfa*
 -  *Ground Beam.rfa*
 -  *Ground Beam.txt*
 -  *Pad Foundation-Rectangular.rfa*
 -  *Pad Foundation-Rectangular.txt*
 -  *Pad Foundation-Triangular.rfa*
 -  *Pad Cap-2 Round Pile.rfa*
 -  *Pad Cap-2 Square Pile.rfa*
 -  *Pad Cap-3 Round Pile.rfa*
 -  *Pad Cap-3 Square Pile.rfa*
 -  *Pad Cap-4 Round Pile.rfa*
 -  *Pad Cap-4 Square Pile.rfa*
 -  *Pad Cap for 2 Round Pile.rfa*

*Whose products are these based upon?
SGB / Acrow / RMD Kwickform, AN Other ?*

-  *Pad Cap for 2 Square Pile.rfa*
 -  *Pad Cap for 3 Round Pile.rfa*
 -  *Pad Cap for 3 Square Pile.rfa*
 -  *Pad Cap for 4 Round Pile.rfa*
 -  *Pad Cap for 4 Square Pile.rfa*
 -  *Pad Cap.rfa*
 -  *Step Strip Footing.rfa*
 - [-]  Framing
 - [-]  Concrete
 -  Australia Specific
 -  Finland Specific
 -  Norway Specific
 -  Sweden Specific
 -  **UK Specific**
 -  *Precast-70-100 DP 1-2hrs P-S Unit.rfa*
 -  *Precast-150-260 DP 1-4hrs Slab.rfa*
 -  *Precast-205 DP Sound 2hrs Slab.rfa*
 -  *Precast-300-450 DP 2-4hrs Slab.rfa*
 -  *Precast-EH Beam.rfa*
 -  *Precast-Fastfloor Beam.rfa*
 -  *Precast-Inverted Tee.rfa*
 -  *Precast-L Shaped Beam.rfa*
 -  *Precast-TY Skew Beam.rfa – Type 1 or Type 2?*
 -  *Precast-TYE Skew Beam.rfa*
 - Whose products are these based upon?*
 - Marshalls, Millbank, RMC Ready Floor, Bison*
 - Richard Lees etc?*
 - From Product Codes and Trade names it would appear that*
 - Fastfloor - Tarmac?*
 - TY Skew Beam – MACRETE ?*
 - TYE-Skew Beam – MACRETE ?*
- [-]  Light Gauge Steel
 -  Australia Specific
 -  Finland Specific
 -  Norway Specific
 -  **UK Specific**
 -  *Light Gauge-C Eaves Beam.rfa*
 -  *Light Gauge-C Rail.rfa*
 -  *Light Gauge-Eaves Beam.rfa*
 -  *Light Gauge-Eaves Beam.txt*
 -  *Light Gauge-Ultra Zed Purlin.rfa*
 -  *Light Gauge-Ultra Zed Purlin.txt*
 -  *Light Gauge-Zeta 2 Purlin.rfa*
 -  *Light Gauge-Zeta 2 Purlin.txt*
 - Whose products are these based upon?*
- [-]  Steel

 *Silo.rfa*

 Lintels

 *CG Lintel.rfa*

 *CG Lintel.txt*


 *CN1 Lintel.rfa*

 *CN2 Lintel.rfa*

 *CN5X Lintel.rfa*

 *CN5X Lintel.txt*

 *CN19 Lintel.rfa*

 *CN71 Lintel.rfa*

 *CN Lintel.rfa*

 *CN Lintel.txt*

 *CU Lintel.rfa*

 *CU Lintel.txt*

 *CXL Lintel.rfa*

 *CXL Lintel.txt*

 *LG Lintel.rfa*

 *LG Lintel.txt*

Whose products are these based upon?

Tradenames Suggest

Corus Catnic for – CN, CU and CX Lintels

LG – Not sure about this one